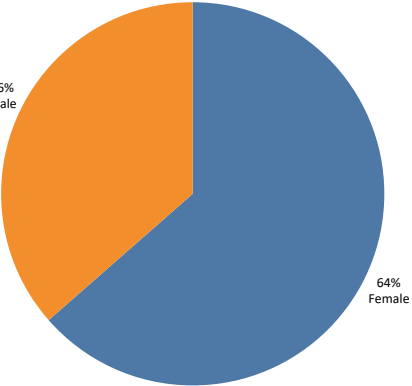
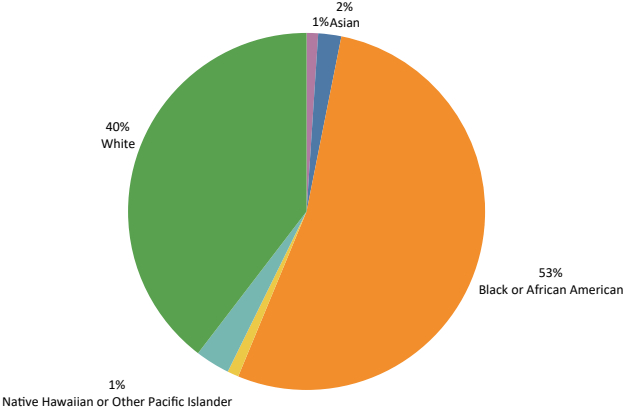
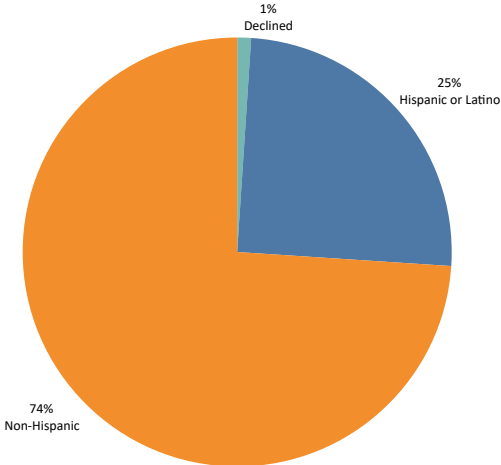


1-4	5-10	11-16	17-21	DT3
-----	------	-------	-------	-----



1-4	5-10	11-16	17-21	DT3
-----	------	-------	-------	-----

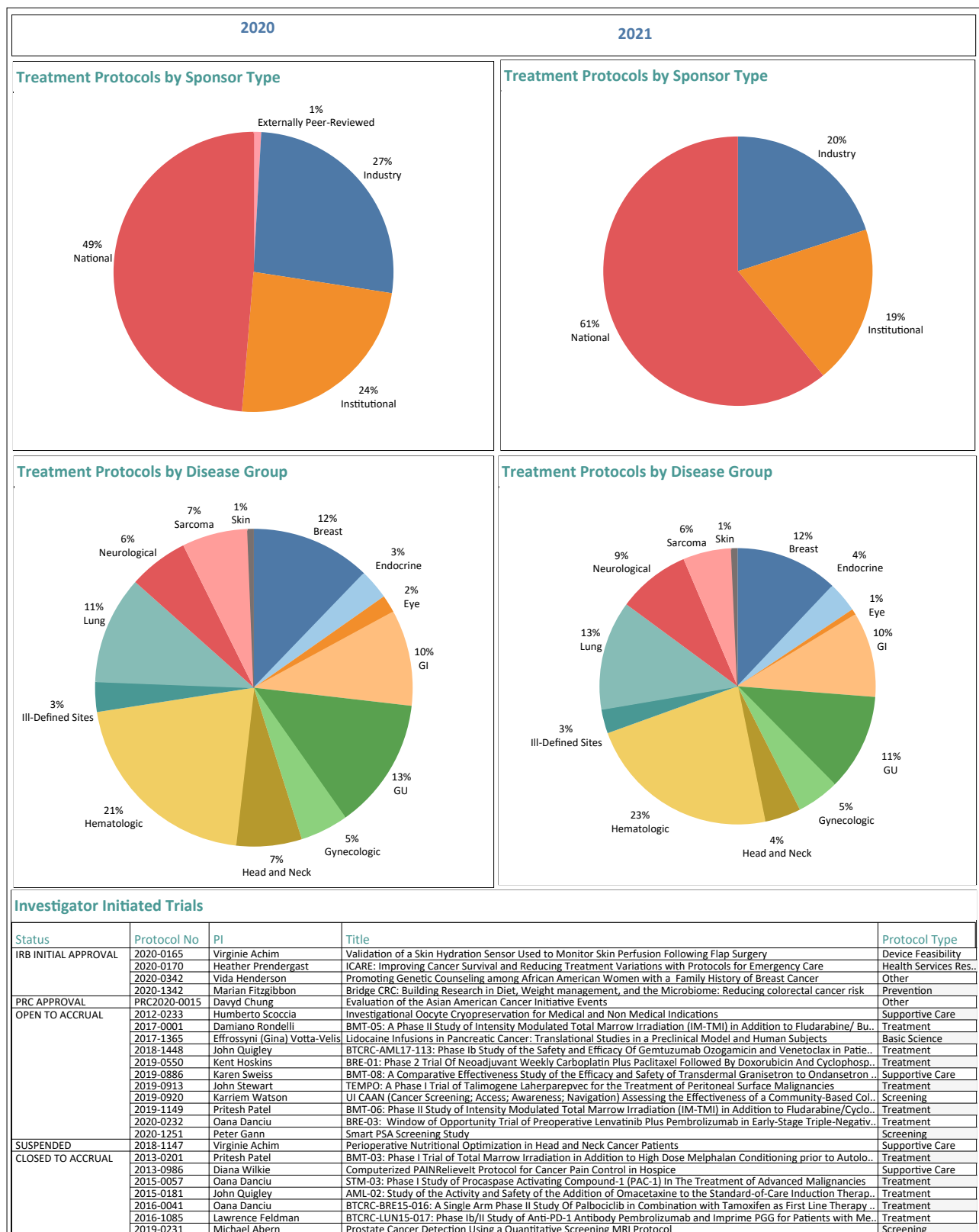
2020	2021												
Treatment Accrual by Gender	<p>Treatment Accrual by Gender</p>  <table><tr><th>Gender</th><th>Percentage</th></tr><tr><td>Female</td><td>64%</td></tr><tr><td>Male</td><td>36%</td></tr></table>	Gender	Percentage	Female	64%	Male	36%						
Gender	Percentage												
Female	64%												
Male	36%												
Treatment Accrual by Race	<p>Treatment Accrual by Race</p>  <table><tr><th>Race</th><th>Percentage</th></tr><tr><td>Black or African American</td><td>53%</td></tr><tr><td>White</td><td>40%</td></tr><tr><td>Asian</td><td>2%</td></tr><tr><td>Native Hawaiian or Other Pacific Islander</td><td>1%</td></tr><tr><td>Other</td><td>1%</td></tr></table>	Race	Percentage	Black or African American	53%	White	40%	Asian	2%	Native Hawaiian or Other Pacific Islander	1%	Other	1%
Race	Percentage												
Black or African American	53%												
White	40%												
Asian	2%												
Native Hawaiian or Other Pacific Islander	1%												
Other	1%												
Treatment Accrual by Ethnicity	<p>Treatment Accrual by Ethnicity</p>  <table><tr><th>Ethnicity</th><th>Percentage</th></tr><tr><td>Non-Hispanic</td><td>74%</td></tr><tr><td>Hispanic or Latino</td><td>25%</td></tr><tr><td>Declined</td><td>1%</td></tr></table>	Ethnicity	Percentage	Non-Hispanic	74%	Hispanic or Latino	25%	Declined	1%				
Ethnicity	Percentage												
Non-Hispanic	74%												
Hispanic or Latino	25%												
Declined	1%												

1-4	5-10	11-16	17-21	DT3
-----	------	-------	-------	-----



Clinical Research Dashboard

1-4	5-10	11-16	17-21	DT3
-----	------	-------	-------	-----



1-4	5-10	11-16	17-21	DT3
-----	------	-------	-------	-----

Cancer Analytic Cases Year 2020 Total Count = 1207				Cancer Analytic Cases Year 2021 To Date* Total Count = 1172			
Primary Site	Newly Registered Patients			Primary Site	Newly Registered Patients		
Lip, Oral Cavity and ...	76		6%	Lip, Oral Cavity and Phar...	69		5%
Esophagus	6		0%	Esophagus	10		1%
Stomach	22		2%	Stomach	26		2%
Small Intestine	5		0%	Small Intestine	10		1%
Colon	42		3%	Colon	42		3%
Rectum	20		2%	Rectum	32		2%
Anus	5		0%	Anus	5		0%
Liver	56		5%	Liver	56		4%
Pancreas	34		3%	Pancreas	45		3%
Other Digestive Org...	21		2%	Other Digestive Organ	19		1%
Larynx	10		1%	Larynx	18		1%
Lung	89		7%	Lung	119		9%
Other Respiratory a...	7		1%	Other Respiratory and In...	12		1%
Bones and Joints	4		0%	Bones and Joints	4		0%
Soft Tissue	11		1%	Soft Tissue	22		2%
Melanoma, skin	13		1%	Melanoma, skin	14		1%
Kaposi's sarcoma	2		0%	Kaposi's sarcoma	2		0%
Mycosis Fungoides	1		0%	Mycosis Fungoides	2		0%
Other Skin	5		0%	Other Skin	11		1%
Breast	149		12%	Breast	176		13%
Cervix Uteri	15		1%	Cervix Uteri	24		2%
Corpus Uteri	30		2%	Corpus Uteri	43		3%
Ovary	13		1%	Ovary	13		1%
Other Female Genit...	7		1%	Other Female Genital	1		0%
Prostate	136		11%	Prostate	169		12%
Other Male Genital	4		0%	Other Male Genital	10		1%
Bladder	35		3%	Bladder	27		2%
Kidney	77		6%	Kidney	81		6%
Other Urinary	4		0%	Other Urinary	2		0%
Eye and Orbit	30		2%	Eye and Orbit	27		2%
Brain and Nervous ...	75		6%	Brain and Nervous System	72		5%
Thyroid	37		3%	Thyroid	33		2%
Other Endocrine Sy...	45		4%	Other Endocrine System	40		3%
Non-Hodgkin Lymph...	29		2%	Non-Hodgkin Lymphoma	42		3%
Hodgkin Lymphoma	8		1%	Hodgkin Lymphoma	8		1%
Multiple Myeloma	21		2%	Multiple Myeloma	23		2%
Lymphoid Leukemia	11		1%	Lymphoid Leukemia	7		1%
Myeloid and Monoc...	20		2%	Myeloid and Monocytic L...	27		2%
Leukemia, other	0		0%	Leukemia, other	1		0%
Other Hematopoietic	18		1%	Other Hematopoietic	12		1%
Unknown Sites	13		1%	Unknown Sites	9		1%
Ill-Defined Sites	1		0%	Ill-Defined Sites	0		0%